


AUTOCAD 3DS MAX, REVIT



6 Months Program

3 Months E-Learning
3 Months Internship

AVODHA
Education for a Job

What is Autocad, 3Ds Max & Revit?

AutoCAD: AutoCAD is computer-aided design (CAD) software that architects, engineers, and construction professionals rely on to create precise 2D and 3D drawings. Draft, annotate, and design 2D geometry and 3D models with solids, surfaces, and mesh objects.

3ds Max: Autodesk 3ds Max, formerly 3D Studio and 3D Studio Max, is a professional 3D computer graphics program for making 3D animations, models, games and images. It is frequently used by video game developers, many TV commercial studios, and architectural visualization studios

Revit: Autodesk Revit is a building information modelling software for architects, landscape architects, structural engineers, mechanical, electrical, and plumbing (MEP) engineers, designers and contractors.

Tutor Details

Mrs. Sandhya Rani is an accomplished tutor and professional who has proven herself in the field of construction, having worked for numerous prominent construction companies including Sri Krishna Gwalior Constructions she has tremendous experience in this field. After her stint in the corporate field, she had taken a break for personal reasons, she went on to rejoin the industry and has a cumulative professional experience of 9 years in the field. At the time of joining Avodha, she had only one objective, to provide the best quality course for students and cut unnecessary lectures and provide only industry-relevant content to the students.



Sandhya Rani



Course Structure

- 3 months E-Learning
- 3 months Internship
- Live Session for Doubt Clearance (Monday to Friday 10 AM to 7 PM)
- 100% Placement Assistance

Certification



AVODHA Course Completion Certificate



AUTODESK CERTIFIED PROFESSIONAL IN REVIT
FOR ARCHITECTURAL DESIGN
(Paid)

Fees Structure

- Admission Fee : 3,800
- Total Fee : 13,800

Avodha provides Job-oriented courses in an affordable price. The total price of our course is ₹13,800/- ; but to avail the course, he/she has to pay only ₹3,800/- as an admission fee & rest of the amount ₹10,000/- has to be paid only after getting the job related to the course he/she joined at Avodha, ie., The first installment ₹5,000/- has to pay on the first day of his/her employment in a job wherein they are placed through Avodha. And the second payment of ₹5,000/- needs to be done once the student completes 30 days of employment in the Job they have been placed via Avodha.

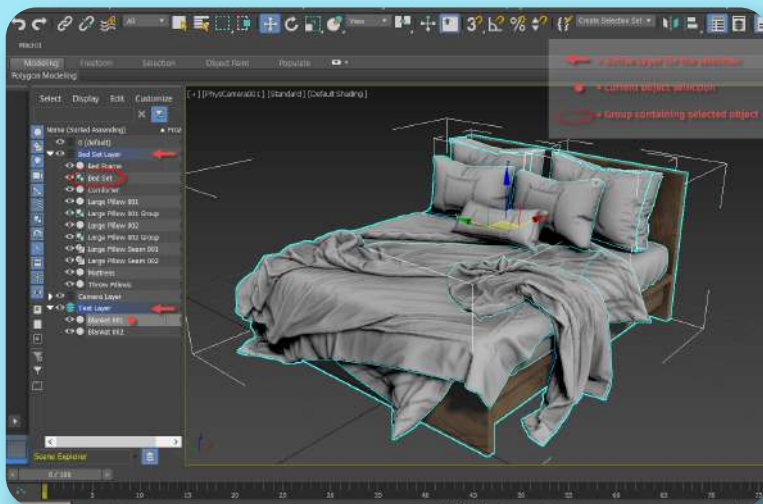
Autocad, 3Ds Max & Revit

INTRODUCTION TO AUTOCAD

- AutoCAD Navigation Tools
- Introduction to AutoCAD Interface
- Introduction to AutoCAD User Interface
- Lines Using Polar
- Understanding Co-ordinate System
- Limits and Units
- Creating a Template

DRAWINGS

- Making Lines
- Circles in AutoCAD
- Arc in AutoCAD
- Ellipses

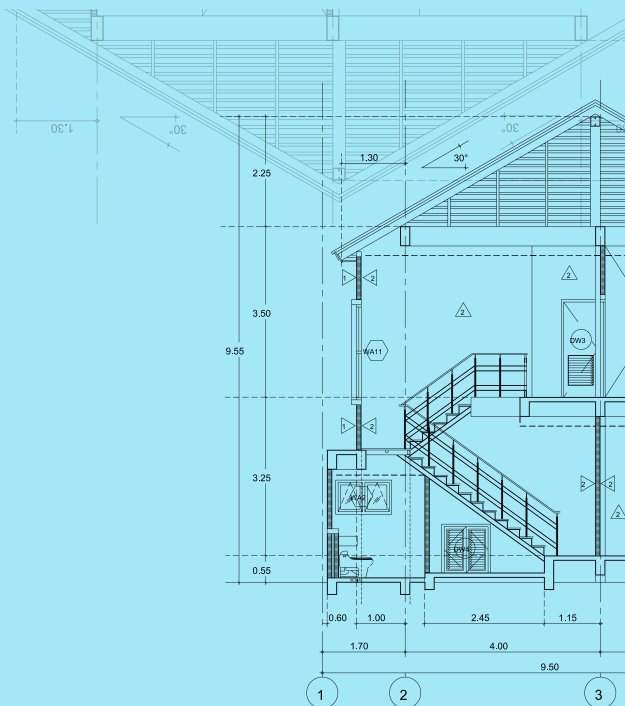
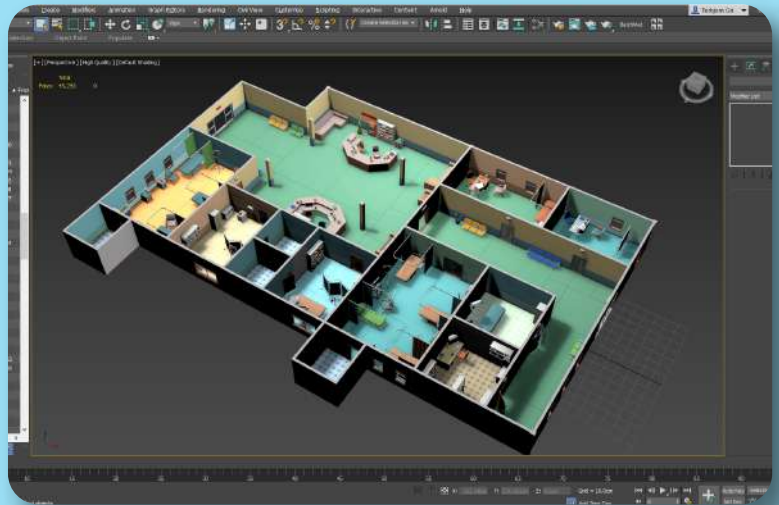


- Rectangles
- Introduction to Polyline and Spline
- Points and Revision Clouds
- Construction Line and Ray

MODEL 3 - MODIFICATION

- Move and Copy Command
- Rotate Command
- Offset Command
- Trim and Extend
- Erase, Explode and Overkill
- Stretch Command

- Break and Join
- Lengthen and Reverse
- Creating Basic Hatches
- Set Origin and Associative Hatch
- Layer
- Text
- Dimension
- Multileader
- Table & Table Styles
- Block
- Groups
- Attributes



EXERCISE SECTION - 1

- AutoCAD Exercise
- Isometric
- Parametric
- Page Setup, Layout & Plots


AUTOCAD COMPLETE EXERCISE

- AutoCAD 'Learn with Us' Exercise

AUTOCAD BONUS CONTENT

- Introduction to Civil Planning
- Basics of Civil Planning
- Placement Theory

- Object Placement Theory
- Blocks, Attributes & Pallets
- Placement of components from Design Centre
- Placement of Components from Tool Palette
- Section Drafting
- Staircase Calculation & Drafting
- Elevation
- Detailing
- X-Ref



3DS MAX

- Introduction For 3Ds max
- 3Ds Max and V ray Installation
- Interface
- Grids
- Basic Tools
- Modify Tools

IMPORT AUTOCAD TO 3DS MAX

- Plan Import
- House Wall Modelling



- 3D Drawing Import

ADD TEXTUR


- Sketchup Model Importing

3D RESIDENTIAL WORK

- Single Story House Design
- Double Story House Design
- 3 Story House Design

MATERIAL LIBRARY

- Add Material
- Modify Material




- 3Ds Max Designs
- Villa Import
- Edit villa
- Modify Villa
- Exterior
- Materials Apply
- Sun Arrangements
- Shadows

CAMERA

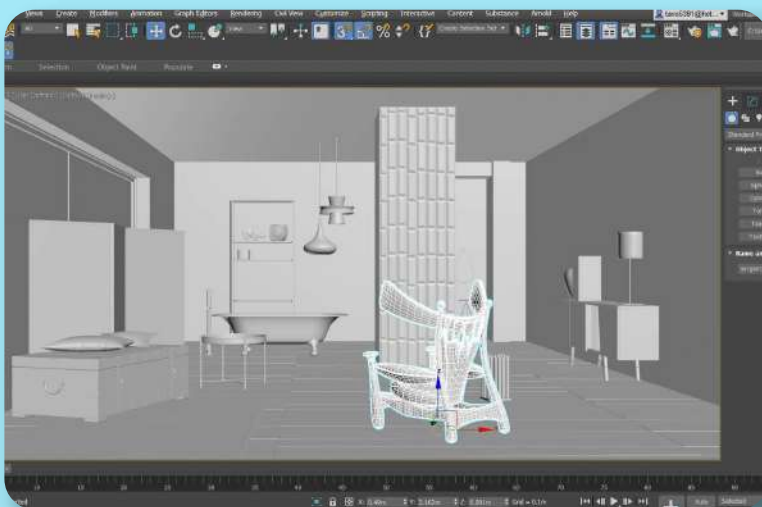
- Targa Camera
- V ray camera

BONUS LECTURES – REVIT

- The Launch Screen, Ribbon Menu, Properties Palette
- The Project Browser, 2D & 3D Navigation
- File Formats – Projects, Templates & Families
- Unit Setup & All about Parameters
- Model vs Detail Elements
- Levels, Reference Planes & Structural Grids
- Importing and Linking Files From CAD



- Walls & Family Types
- Wall Openings, Slanted walls & Tapered Walls
- Curtain Walls & Parameter Addition in Walls
- Floors, Doors & Windows
- Ceilings, Fixture to Ceilings & Shaft Openings
- Roofs, Roof by Footprint & Roof by Extrusion



- Types of Roofs and Dormer Openings
- Stairs, Railings, Ramps
- Architectural & Structural Columns
- Components, Model Lines & Model text
- Basic Commands Part 1 – Move, Copy, Rotate Elements
- Basic Commands part 2 – Trim, Offset, Pin, Align & Split Elements



- Mirroring Elements & Arrays (Linear and Radial) for Interior Spacing
- Massing and Site – Topo surface
- Elevations, Sections, Drafting View & Section Boxes
- 3D, Camera Views, Graphics & Visibility Settings
- Crop Regions, Legend Views & Callouts
- Material application and creation, Rendering settings.

Offline Center



Kochi
(Head Quarters)



Hyderabad



Mumbai



Bangalore



Chennai



Delhi



Trivandrum



Ernakulam



Kannur



Thrissur



Kottayam



Kozhikode



Coimbatore

A Product of Avodha Edu Tech Pvt. Ltd.

www.avodha.com

Avodha Headquarters

1st Floor, Carnival Infopark,
Kochi Kerala - 682042

TamilNadu Regional Office

7th Floor, Bascon Futura SV IT
Park, Parthasarathi Puram,
Chennai, Tamil Nadu - 600017

Ernakulam Offline Center

Avodha EduTech Pvt. Ltd. V
Cinemas Building,
Seaport - Airport Road,
Vidya Nagar Colony,
Kakkanad, Kerala 682022

Kannur Regional office

3rd Floor, Rubco House,
near Mother and Child Hospital,
Caltex, Kannur, Kerala 670012

Trivandrum Regional Office

2nd Floor Asiatic Business
Centre Near Technopark Phase
3 Campus, Kazhakkootam,
Kerala - 695582

Hyderabad Regional Office

Level 6, N Heights,
HITEC City, Hyderabad,
Telangana - 500081

Delhi Regional Office

1st Floor, B-39, Connaught
Place, New Delhi,
Delhi - 110001

Kozhikode Offline Center

Sreevalsam Building, State Highway 29,
East Nadakkave,
Nadakkave, Kozhikode, Kerala 673006

Bangalore Regional Office

GoodWorks Infinity Park,
Electronics City Phase 1,
Bengaluru Karnataka - 560100

Mumbai Regional Office

10th Floor, Parinee Cresenzo,
Mumbai, Maharashtra - 400051

Kottayam Offline Center

The Dispensary by Creative Coworking Cube (C³)
Thamarapally,
Pulimoodu JN, SH 1, Kottayam, Kerala 686001

Thrissur Offline Center

dewSpace - Coworking, G6C2+XCR, West Fort,
Asvary Nagar, Ayyanthole, Thrissur, Kerala 680011